

PRODUCT CATALOG



VULCAN VENT[®]

FIRE & EMBER SAFE VENTS

STOPS FIRES
COLD

PROUDLY DISTRIBUTED BY

BMD

An Employee Owned Company

WWW.BMDUSA.COM/VULCANVENTS

SUFFIX DETAILS

Vulcan Vent model numbers (with some exceptions) all end with one or two letters which specify the flange type and thus the material the vent is meant to be installed in.


WHAT DO THE "FF" SUFFIXES MEAN?

"FF" designates 'Flange Face' a frame designed where the flange is on the Face. This model is used for wood structures in most cases. These vents can be cut in after the siding is installed.




WHAT DO THE "S" SUFFIXES MEAN?

"S" designates stands for stucco siding. With a flange that is about 3/4" recessed back so that when the vent is installed, the stucco application will be flush with the front of the vent.




WHAT DO THE "FB" SUFFIXES MEAN?

"FB" designates 'Foam Back', AKA frame designed for Stucco with foam. It has a flange recessed 1-1/2" back so that when the vent is installed, the stucco-foam application will be flush with the front of the vent.




WHAT DO THE "FC" SUFFIXES MEAN?

"FC" stands for 'Fiber Cement' which is made for- you guessed it- Fiber Cement. It has a flange recessed 3/8" back so that when the vent is installed the front of the vent will be flush with the fiber cement board.



WHAT DO THE "RT" SUFFIXES MEAN?


"RT" designates 'Reverse Tab' a frame designed with reverse tabs for eaves.



WHAT DO THE "SL" SUFFIXES MEAN?

"SL" designates 'SL', or single leg, a continuous vent frame designed where the flange is on one side only in order to fit into rafters without the gap space for two legs.

Leg
Leg Begins





VULCAN VENT[®]
FIRE & EMBER SAFE VENTS



BMD, INC.
225 ELM AVE.
GALT, CA 95632

(800)545-0365

WWW.BMDUSA.COM/VULCANVENTS

PROUDLY DISTRIBUTED BY

BMD

Building Material Distributors, Inc.

An Employee Owned Company