



NEW HORIZONTAL RAIL SOLUTIONS!



1

SLEEK STYLING

Horizontal ½" round steel rods create a beautiful contemporary look to your railing. Enjoy a custom-made look at a fraction of custom pricing.

2


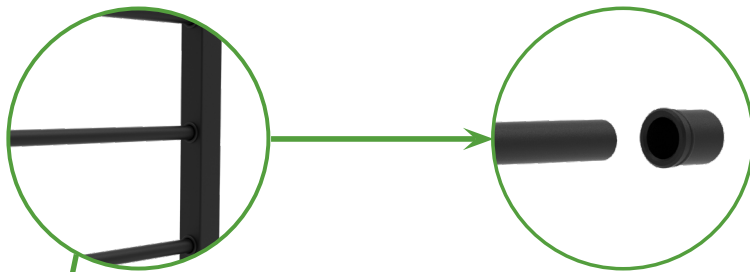
EASY TO INSTALL

Panels come pre-assembled for ease of install. Or simply remove the uprights to easily cut the panel to fit your application, allowing for a custom-fit panel cut right on the job.

3

STRENGTH AND SECURITY

Welded center supports, along with secure-fit bushings in the uprights, create a strong and safe panel that won't rattle.



EXCALIBUR FEATURES AND BENEFITS



4

BRACKETED POSTS

Pre-attached level brackets mean no measuring, pre-drilling, or attaching brackets to the posts and ensures consistent code-compliant bottom spacing (available for both 2" and 4" bottom space heights) and finished rail height. Pre-welded base plates save you time and labor. Excalibur 2" and 3" posts are available in corner, mid, end, and blank post configurations for any installation you need!

5

FULLY ASSEMBLED, FACTORY-WELDED RAIL PANELS

Traditional, Serpentine, and Mosaic assembled and welded rail panels save valuable installation time. The process is as easy as: measure, cut, install.



6

TRIPLE-COAT MATTE BLACK & HAMMERED BRONZE FINISHES

Components are fully welded prior to immersion in a zinc phosphate bath. They are then galvanized prior to an electrostatically applied powder-coat finish which is baked for maximum durability. The low gloss Matte Black and Hammered Bronze finishes help hide marring, fingerprints, and dirt.



EXCALIBUR FEATURES AND BENEFITS



7

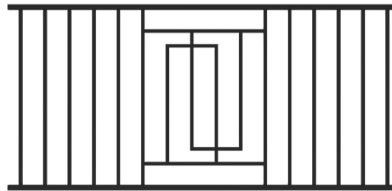
ALL-IN-ONE PIVOTING BRACKETS

Our unique all-in-one pivoting brackets allow attachment at virtually any stair pitch or level angle without difficult mitre cuts. Combined with our hinged stair panels, allowing any angle up to 45°, Excalibur stair installs are a breeze!

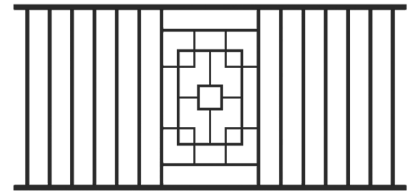
8

STYLE OPTIONS

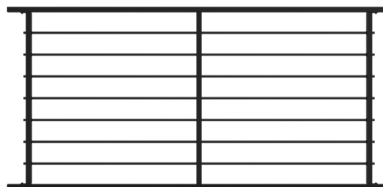
Mix it up with our decorative Serpentine or Mosaic level rail panels. Pre-assembled, just like the traditional rail panels, Serpentine and Mosaic can add a touch of style to your install. Installing on wood or composite posts? Our Excalibur Scrollwork and Imperial brackets add a decorative touch and are available in both Matte Black and Hammered Bronze.



Serpentine



Mosaic



Latitudes



*Scrollwork
Bracket*



*Imperial
Bracket*



9

COLOR OPTIONS

MetalWorks Excalibur comes in two colors:



Matte Black



*Hammered
Bronze*

Colors reproduced in print may vary from actual colors. Please see your dealer for physical color samples.



545 TILTON ROAD
EGG HARBOR CITY, NJ 08215
(877) 420-7245
CS@RDIRAIL.COM

rdirail.com

51012411 / REV 10.20