

QuickBuild

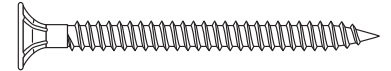


PRO™

PROFESSIONAL SCREWS

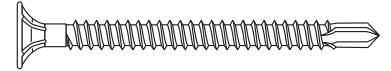
CEMENT BOARD SCREW SHARP POINT

For fastening cement boards onto metal or wood. Exterior coated 8 gauge fastener specifically designed for dense materials.



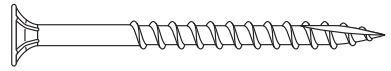
CEMENT BOARD SCREW SELF-DRILLING

For fastening cement boards onto 20 to 14 gauge steel. Exterior coated 8 gauge fastener specifically designed for dense materials.



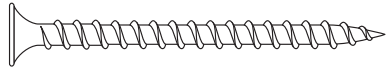
EXTERIOR DECK SCREW - TYPE 17 POINT

Exterior coated screw for attaching wood to wood. Extra sharp point and type 17 cut for easy penetration into wood. Fastener coated for long exterior life.



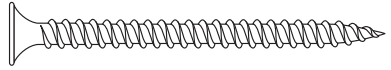
DRYWALL SCREW COARSE THREAD

Bugle head design for quick attachment of drywall to wood. Sharp point for fast penetration.



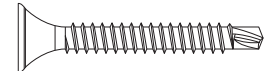
DRYWALL SCREW FINE THREAD

Bugle head fastener for attachment of drywall to light gauge steel studs. Strong threads with twin lead and sharp point for fast penetration into steel studs.



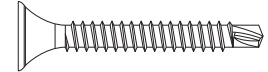
DRYWALL SCREW SELF-DRILLING

Bugle head fastener for quick attachment and smooth finish of drywall to steel studs. Self-drill point for 20-14 gauge metal. Phosphate coated.



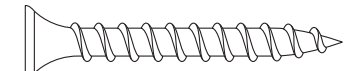
DRYWALL SCREW SELF-DRILLING - ZINC

Bugle head fastener for quick attachment and smooth finish of drywall to steel studs. Self-drill point 20-14 gauge metal. Zinc plated.



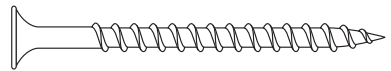
LAMINATING BUGLE HEAD SCREW

Bugle head screw specifically designed to join drywall to drywall. Extra thick gauge for strong holding power and sharp point for easy penetration.



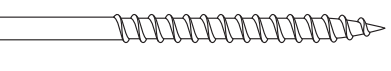
ALL PURPOSE WOOD SCREW SHARP POINT

Fastener for interior wood to wood and multiple applications. Bugle head coarse thread with strong threads to provide secure fastening.



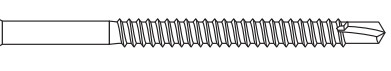
TRIM HEAD SHARP POINT

Trim head design for low visibility in wood surface. Strong coarse threads and sharp point for quick wood penetration.



TRIM HEAD SELF-DRILLING POINT

Trim head design for low visibility in wood surface. Strong coarse thread and drill point for quick wood attachment to 20 to 14 gauge metal.



Quick Build

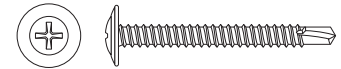


PRO™

PROFESSIONAL SCREWS

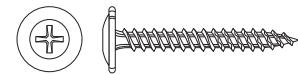
MODIFIED TRUSS SELF-DRILLING

Wafer head design to provide reduced low profile head height and more surface area. Perfect for lath and multiple general applications.



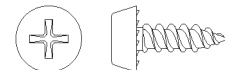
MODIFIED TRUSS SHARP POINT

Wafer head design to provide reduced low profile head height. Perfect for lath and multiple general applications. Quick penetration into light gauge steel studs.



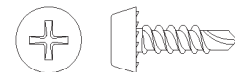
PAN HEAD FRAMING SHARP POINT

Pan head framing screw with serrations under head for fastening metal to metal. Extra sharp point for fast penetration into two layers of light gauge steel studs.



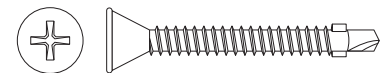
PAN HEAD FRAMING SELF-DRILLING

Pan head framing screw with serrations under head for fastening metal to metal. Self-drill point for penetration into heavier gauge metal.



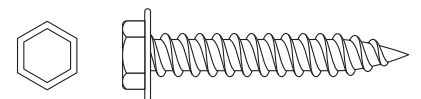
FLAT HEAD SELF-DRILLING WITH WINGS

Flat head designed to secure plywood to heavy gauge steel. Specifically engineered wings break off once contact is made with metal studs.



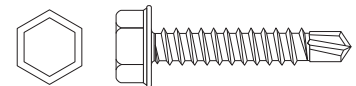
HEX HEAD SHARP POINT

Hex Head for high torque applications into light gauge metal. Hex Head design for easy removal.



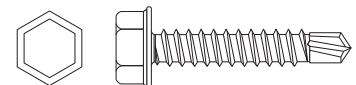
HEX HEAD SELF-DRILLING #3 POINT

Hex Head designed to provide superior torque in heavy gauge metal. Self drilling #3 point for ease of penetration.



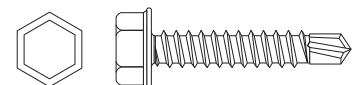
HEX HEAD SELF-DRILLING #4 POINT

Hex Head designed to provide superior torque in heavy gauge metal. Self drilling #4 point for ease of penetration into heavy gauge metals.



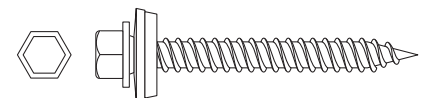
HEX HEAD SELF-DRILLING #5 POINT

Hex Head designed to provide superior torque in heavy gauge metal. Self drilling #5 point for ease of penetration into heavier gauge metals.



HEX HEAD SHARP POINT WITH WASHER

Hex Head with EPDM backed washer for metal roofing and siding. Sharp point for a fast penetration into light gauge metal.



HEX HEAD SELF-DRILLING WITH WASHER

Hex Head with EPDM backed washer for metal roofing and siding. Self drilling point for penetration into heavier gauge metals.

