


BMD


Building Material Distributors, Inc.

An Employee Owned Company

The right choice makes all the difference



THREADED FASTENER CATALOG



BMD STORY

BMD's humble beginnings **STARTED IN 1943** as a small family-owned and operated wholesale business in Stockton, CA. As distribution grew, the business expanded and evolved. Today, **BUILDING MATERIAL DISTRIBUTORS, INC. (BMD) IS A NATIONAL WHOLESALE DISTRIBUTOR AND MANUFACTURER OF SPECIALTY BUILDING MATERIALS.** BMD and its subsidiary companies supply premium products to independent lumberyards, building material dealers, window and door specialty retailers, hardware retailers and home centers.

FOR OVER 75 YEARS, BMD HAS DRIVEN VALUE, FOCUSED ON SPECIALTY PRODUCTS, AND FORGED QUALITY PARTNERSHIPS. The partnerships mean more than just selling and delivering products, it means helping dealers become successful through a highly trained sales force that delivers expertise and quality service.

BMD'S FAMILY OF BRANDS INCLUDE OFFERINGS IN COLLATED AND BULK NAILS, BRADS AND STAPLES, THREADED FASTENERS, LIGHT-GAUGE AGRICULTURAL WIRE, AND CUSTOM CARRIAGE HOUSE DOORS available across the country. BMD is head-quartered on a company-owned 22-acre site in Galt, CA.

BMD IS 100% EMPLOYEE-OWNED and has earned various awards and been recognized by the ESOP community both regionally and nationally.

www.BMDUSA.com

SINCE 1943



CONTENTS

WE ARE BMD.....4

**THE RIGHT CHOICE MAKES
ALL THE DIFFERENCE.....8**

QUICKBUILD PRO12

HEAVY GAUGE METAL FASTENERS 16

LIGHT GAUGE METAL FASTENERS20

INTERIOR WOOD FASTENERS24

EXTERIOR WOOD FASTENERS28

PREMIUM DECK FASTENERS32

**SIMPSON STRONG-TIE®
FASTENERS36**

GRK™ FASTENERS.....40

FASTAP® FASTENERS ...44

**POINT-OF-PURCHASE
MERCHANDISING48**

WHO WE ARE

BMD is driven by the success of our partners. We offer an unparalleled level of support. Our team goes to great lengths to provide training, new product information, maintain multiple product sets, and ensure proper inventory levels. Our dedicated in-house Customer Service team is ready to help Monday – Friday.

BMD IS DRIVEN BY THE SUCCESS OF OUR CUSTOMER PARTNERS

WHAT WE DO

BMD focuses on great relationships, top-tier products, and the success of our partners. Since 1943, BMD has partnered with building suppliers to provide professional builders with quality products and services that help get the job done right the first time.

**100%
EMPLOYEE
OWNED
COMPANY**

**1000+
CUSTOMER
PARTNERS
ACROSS THE
COUNTRY**





WHERE WE SERVICE

BMD serves the building construction industry trade, and is one of California's top distributors of specialty building materials, with an expanding presence nationwide. We supply independent lumber yards, window and door dealers, home centers, hardware stores, drywall, stucco, and STAFDA roofing dealers. We service our customers across the nation from distribution centers located in Northern California, Southern California, Washington, Colorado, Tennessee, and North Carolina.

BMD

Building Material Distributors, Inc.
An Employee Owned Company

CORPORATE HEADQUARTERS

225 Elm Avenue
Galt, CA 95632
P: (800) 356-3001
F: (800) 611-9863

DUNN

798 George Perry Lee Rd.
Dunn, NC 28334
P: (833) 228-0990
F: (910) 892-9504

RIVERSIDE

20900 Krameria Ave, Building 4
Riverside, CA 92508
P: (800) 545-8662

EUREKA

1200 West Del Norte St.
Eureka, CA 95501
P: (800) 435-4017
F: (707) 444-0140

PLEASANT HILL

3342-B Vincent Rd.
Pleasant Hill, CA 94523
P: (866) 288-8325
F: (855) 437-3290

**YOUR SUCCESS
IS OUR SUCCESS**

DRIVES

THREADS

POINTS

THE RIGHT CHOICE MAKES ALL THE DIFFERENCE

BMD carries a wide assortment of threaded fasteners to help you complete your project efficiently and correctly. We offer threaded fasteners in a variety of lengths, shank thickness, drive types, thread types and point types that are geared towards specific applications to help you accomplish your project quickly and effortlessly.

LOOK FOR THESE ICONS IN OUR ITEM LISTINGS FOR QUICK PRODUCT IDENTIFICATION

PHILLIPS +	SLOT —	SQUARE ■	TORX™ ★	SOCKET ⬡	HEX ⬡
TYPE-17 ⚡	SHARP ⚡	DRILL ⚡	WING ⚡	COARSE ⚡	FINE ⚡
PHOSPHATE PH	ZINC ZC	Y. ZINC YZC	ARC ARC	E. GRADE EXG	

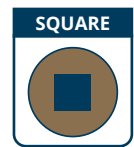
DRIVES

BMD THREADED FASTENERS COME IN A VARIETY OF DRIVE TYPES. We understand that the preference of drives differ by builder and project, so we offer the most commonly used drives in the industry.



PHILLIPS

The most common screw drive type. Phillips drives are designed to cam-out preventing over tightening.



SQUARE

Also known as a Robertson or Scrulox drive, square drives are resistant to cam-out and allows the screws to stay on the tool tip without the user needing to hold the fastener in place.



SOCKET

Has an 6-sided socket that is commonly driven by Allen wrenches or hex keys.



SLOTTED

The first type of screw drive to be developed. Still commonly used in hand-driven applications where little torque is required.



TORX™ / STAR

The Torx also sometimes referred to as the Star drive. Designed to prevent cam-out and for high torque applications. Greater torque can be applied to the fastener allowing for over tightening.



HEX

Turned by using the outside of the head rather than the inside. Usually driven by an appropriately sized socket.

COATINGS

BMD THREADED FASTENERS GIVE YOU THE PROTECTION YOU NEED. Our threaded fasteners are offered in multiple coatings that provide varying levels of corrosion resistance.



PHOSPHATE

Chemical etching process using phosphate intended for interior use.



YELLOW ZINC

Electroplating process using yellow zinc intended for interior use.



EXTERIOR GRADE

Pollutant-free ceramic coating for high corrosion applications. Ideal for use with treated lumber.



ZINC

Electroplating process using zinc intended for interior use.



RUSPERT®

Electroplating + Coating process for superior corrosion resistance.

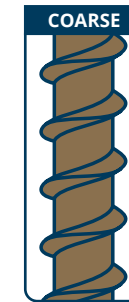


ARC

Nanometer technology process for high corrosion applications. Ideal for use in ACQ treated lumber.

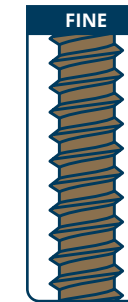
THREADS

BMD HAS THE RIGHT THREAD FOR THE RIGHT APPLICATION. A screw's thread is the single most important feature of threaded fasteners. Threads are what converts rotational torque to linear force or movement.



COARSE THREAD

Coarse thread fasteners have fewer threads in a defined length with larger size threads relative to the shank diameter. Coarse thread fasteners drive faster and have greater holding power for softer woods such as Pine and Cedar.



FINE THREAD

Fine thread fasteners have more threads in a defined length with smaller size threads relative to the shank diameter. Fine thread fasteners drive slower and are preferred for harder substrates such as into Metal or Hard woods like Oak or Cherry.

POINTS

BMD FASTENERS ARE OFFERED IN MULTIPLE POINT TYPES TO COVER ALL YOUR FASTENING NEEDS. The point of a threaded fastener in conjunction with its thread type often determines the intended use for the fastener.




SHARP

Sharp points are often found on threaded fasteners intended for use in soft wood, drywall, plywood, composite and light metals.



TYPE-17

Type-17 points have a thread cutting point with a sharp tip. The fluted point helps to capture and remove chips when driving the fastener. Commonly used in wood and composite.



SELF-DRILL

Self-drill points have a drilling tip that eliminate the need for hole preparation. Self-drill points are often found on fasteners intended for harder surfaces such as cement boards or heavier gauge sheet metals.



WING-TIP

Wing-tip points are for use in fastening wood to metal applications. The wings ream a clearance hole in the wood but are designed to break-off when coming in contact with metal. Also known as Reamer points.



QuickBuild PRO

QuickBuild Pro is BMD's line of high-quality threaded fasteners. QuickBuild Pro's easy to use fasteners provide faster penetration, are made stronger, last longer and tested to meet or exceed industry standards. Our vast selection of threaded fasteners allows you to select the proper fastener for your project. With multiple fasteners for Exterior and Interior Wood, Heavy and Light Gauge Metal connections, we have a threaded fastener to meet your needs.

PROFESSIONAL QUALITY FOR THE PROFESSIONAL BUILDER




PERFORMS ON THE JOBSITE EVERY TIME

EXCEEDS ALL ASTM REQUIREMENTS

QuickBuild PRO fasteners provide security in a fully tested fastener for job site use.

DEEP WELL-FORMED RECESS

Allows easy seating of the fastener and cam out when at proper depth. Pushes drive torque through the screw for faster penetration and prevents wobbling.



CORE STEEL STRENGTH

Tested to exceed industry standards which allows fasteners to maintain internal integrity.

CUTTING THREAD

Delivers smooth entry and allows fastener to cut through material quickly.

THREADS

Designed for increased holding power.

SHARP POINT

Provides easy penetration into wood and light gauge metals.



SELF-DRILLING POINT

Penetration into heavier gauge metals.

STRONG COATING

Increased corrosion resistance.

TYPE 17 POINT

Captures chips and helps penetrate quicker into harder woods.

DESIGNED FOR QUICK, EASY SELECTION

COLOR CODED SYSTEM

Quick selection by application.

PROMINENT PRODUCT SIZE

Large size description for easy identification.

PRODUCT DESCRIPTION

Product description of fastener type and finish for correct selection.

PRODUCT IMAGE

Product image for quick visual identification.

LARGE DISPLAY WINDOW

Large size viewing window for easy identification.



QUICKBUILD PRO CERTIFICATIONS

SAE J78 - Dimensional specifications and performance requirements.

ASTM C1002 - Attaching Gypsum to steel studs less than 0.033 or 0.84mm thick.

ASTM C1513 - Attaching Gypsum to steel studs with drill screws.

ASTM C954 - Attaching steel studs with 0.033/0.84mm to 0.112/2.84mm thicknesses.

ISO 14001 - Environmental management system to reduce impact and increase efficiencies.

ISO 9001 - Quality management system that is audited by 3rd parties to certify compliance.

B117 - Salt spray requirements.

BUILT TO PERFORM

QuickBuild Pro threaded fasteners are manufactured via select mills starting with high-grade steel bars. The steel bars are then turned into 5.5 mm coils that are further "pulled" to exact diameters dependent on the type of fastener. The coils are then cut to length, headed, point formed, threaded and heated treated with quality control checks performed every step. QuickBuild Pro fasteners are fully tested after the coating process, and are given a final inspection during packaging.

FULLY TESTED 100% CERTIFIED

SALT SPRAY

X-RAY

TENSION

TORQUE

BENDING

HARDNESS

CUTTING

PENETRATION SPEED

RAW MATERIALS → HEADING → POINT FORMING → THREADING → HEAT TREATMENT → COATING PROCESS → PACKAGING

QUALITY CONTROL

FULL TESTING

FINAL INSPECTION

HEAVY GAUGE METAL

HEAVY GAUGE STEEL APPLICATIONS

HEAVY GAUGE METAL

FEATURES & BENEFITS

- Designed for penetration into sheet metal heavier than 20 gauge
- Available in Zinc and Phosphate coating
- Available in #1 Point – #5 Point
- Hex head fasteners provide easy driving
- Self drilling tips reduce the need for hole preparation



**FREE BIT
INCLUDED**

HEAVY GAUGE METAL

MODIFIED TRUSS, PAN HEAD FRAMING, DRYWALL & HEX HEAD SELF-DRILLING SCREWS

MODIFIED TRUSS SELF-DRILLING

Wafer head design to provide reduced low profile head height and more surface area. Perfect for lath and multiple general applications. Drill point for penetrating 20-14 gauge metal.



SIZE	1LB	5LB	PAIL	BULK
#8 X 1/2"	12RWSD1LB	12RWSD5LB		12RWSD5LB
#8 X 3/4"		834WHSDZ5LB		34RWSD5LB
#8 X 1"	1RWSD1LB	1RWSD5LB		1RWSD5LB
#8 X 1-1/4"	114RWSD1LB	114RWSD5LB		114RWSD5LB
#8 X 1-1/2"	8112WHSDZ1LB			8112WHSDZ5LB
#8 X 1-5/8"	158RWSD1LB	158RWSD5LB		158RWSD5LB
#8 X 1-7/8"				8178WHSDZ5LB
#8 X 2"		2RWSD5LB		2RWSD5LB
#8 X 2-1/2"				8212WHSDZ5LB
#8 X 3"				83WHSDZ5LB
#10 X 3/4"	34RWSD1LB	34RWSD5LB		1034WHSDZ5LB

DRYWALL SCREW SELF-DRILLING

Bugle head fastener for quick attachment and smooth finish of drywall to steel studs. Self-drill point for 20 to 14 gauge metal.



SIZE	1LB	5LB	PAIL	BULK
#6 X 1-1/8"		118DWSCSD5LB		118DWSCSD5LB
#6 X 1-1/4"	114DWSCSD1LB	114DWSCSD5LB		114DWSCSD5LB
#6 X 1-5/8"	158DWSCSD1LB	158DWSCSD5LB		158DWSCSD5LB
#6 X 1-7/8"	178DWSCSD1LB	178DWSCSD5LB		178DWSCSD5LB
#8 X 2-3/8"		238DWSCSD5LB		238DWSCSD5LB
#8 X 2-5/8"		8258BHSD5LB		8258BHSD5LB



SIZE	1LB	5LB	PAIL	BULK
#6 X 1-1/8"	6118BHSDZ1LB			
#6 X 1-1/4"		6114BHSDZ5LB		6114BHSDZ5LB
#6 X 1-5/8"		6158BHSDZ5LB		6158BHSDZ5LB
#6 X 1-7/8"		6178BHSDZ5LB		6178BHSDZ5LB
#8 X 2-3/8"				8238BHSDZ5LB
#8 X 2-5/8"				8258BHSDZ5LB

PAN HEAD FRAMING SELF-DRILLING

Pan head framing screw with serrations under head for fastening metal to metal. Self-drill point for penetration into heavier gauge metal.



SIZE	1LB	5LB	PAIL	BULK
#6 X 7/16"		6716PHSD5LB		
#7 X 7/16"		7716PHSD5LB		7716PHSD5LB

HEX HEAD SELF-DRILLING

Hex head designed to provide superior torque in heavy gauge metal. Self drilling point for ease of penetration.



SIZE	1LB	5LB	PAIL	BULK
#10 X 3/4"				1034HHT3SDB
#12 X 1-1/4"		12114HHT5SD5LB		

LIGHT GAUGE METAL

LIGHT GAUGE STEEL APPLICATIONS

LIGHT GAUGE METAL

FEATURES & BENEFITS

- Designed for penetration into sheet metal 20 gauge or lighter
- Available in Zinc and Phosphate coating
- Sharp points for easy penetration into wood and light gauge sheet metal



**FREE BIT
INCLUDED**

LIGHT GAUGE METAL

DRYWALL FINE THREAD, PAN HEAD FRAMING & MODIFIED TRUSS SCREWS

DRYWALL SCREW FINE THREAD

Bugle head fastener for attachment of drywall to light gauge steel studs. Strong threads with twin lead and sharp point for fast penetration into steel studs.



SIZE	1LB	5LB	PAIL	BULK
#6 X 1"	1DWSCF1LB	1DWSCF5LB		1DWSCFB
#6 X 1-1/8"				118DWSCFB
#6 X 1-1/4"	114DWSCF1LB	114DWSCF5LB		114DWSCFB
#6 X 1-5/8"	158DWSCF1LB	158DWSCF5LB		158DWSCFB
#6 X 2"	2DWSCF1LB	2DWSCF5LB		2DWSCFB
#7 X 2-1/2"	212DWSCF1LB	212DWSCF5LB		212DWSCFB
#8 X 3"				3DWSCFB

PAN HEAD FRAMING SHARP POINT

Pan head framing screw with serrations under head for fastening metal to metal. Extra sharp point for fast penetration into two layers of metal.



SIZE	1LB	5LB	PAIL	BULK
#7 X 7/16"		7716PHSP5LB		7716PHSPB

MODIFIED TRUSS SHARP POINT

Wafer head design to provide reduced low profile head height and more surface area. Perfect for lath and multiple general applications. Sharp point for quick penetration into light gauge steel studs.



SIZE	1LB	5LB	PAIL	BULK
#8 X 1/2"	812WHSPZ1LB	812WHSPZ5LB		812WHSPZB
#8 X 3/4"				834WHSPZB
#8 X 1"	81WHSPZ1LB	81WHSPZ5LB		81WHSPZB
#8 X 1-1/4"	8114WHSPZ1LB	8114WHSPZ5LB		8114WHSPZB
#8 X 1-1/2"	8112WHSPZ1LB	8112WHSPZ5LB		8112WHSPZB
#8 X 1-5/8"				8158WHSPZB
#8 X 1-7/8"				8178WHSPZB
#8 X 2"	82WHSPZ1LB	82WHSPZ5LB		82WHSPZB
#8 X 2-1/2"				8212WHSPZB

INTERIOR WOOD SCREWS

FEATURES & BENEFITS

- Designed for attaching multiple materials to wood
- Available in Yellow Zinc and Phosphate coating
- Available in sharp and Type-17 points
- Available in Phillips and Torx drives



FREE BIT INCLUDED

INTERIOR WOOD

DRYWALL COARSE THREAD, YELLOW ZINC WOOD & LAMINATING SCREWS

DRYWALL SCREW COARSE THREAD

Bugle head design for quick attachment of drywall to wood. Strong threads for use in multiple interior applications with holding power. Sharp point for fast penetration.



SIZE	1LB	5LB	PAIL	BULK
#6 X 1"	1DWSCC1LB	1DWSCC5LB		1DWSCCB
#6 X 1-1/8"				118DWSCCB
#6 X 1-1/4"	114DWSCC1LB	114DWSCC5LB	114DWSCCP	114DWSCCB
#6 X 1-5/8"	158DWSCC1LB	158DWSCC5LB	158DWSCCP	158DWSCCB
#6 X 2"	2DWSCC1LB	2DWSCC5LB	2DWSCCP	2DWSCCB
#6 X 2-1/4"				214DWSCCB
#7 X 2-1/2"	212DWSCC1LB	212DWSCC5LB	212DWSCCP	212DWSCCB
#8 X 3"	3DWSCC1LB	3DWSCC5LB	3DWSCCP	3DWSCCB
#10 X 3-1/2"	312DWSCC1LB	312DWSCC5LB		312DWSCCB
#10 X 4"	4DWSCC1LB	4DWSCC5LB		4DWSCCB
#10 X 5"				5DWSCCB
#10 X 6"				6DWSCCB



SIZE	1LB	5LB	PAIL	BULK
#6 X 1"	1DWSCCY1LB	1DWSCCY5LB		1DWSCCYB
#6 X 1-1/4"	114DWSCCY1LB	114DWSCCY5LB		114DWSCCYB
#6 X 1-5/8"	158DWSCCY1LB	158DWSCCY5LB		158DWSCCYB
#6 X 2"	2DWSCCY1LB	2DWSCCY5LB		2DWSCCYB
#7 X 2-1/2"	212DWSCCY1LB	212DWSCCY5LB	212DWSCCYP	212DWSCCYB
#8 X 3"	3DWSCCY1LB	3DWSCCY5LB	3DWSCCYP	3DWSCCYB
#10 X 3-1/2"	312DWSCCY1LB	312DWSCCY5LB		312DWSCCYB

YELLOW ZINC WOOD SCREW

Premium wood screw for interior use. Features a 6-point Torx™/Star drive to prevent stripped heads, type 17 point reduces the need for pre-drilling, and yellow zinc coating to help resist corrosion.



SIZE	1LB	5LB	PAIL	BULK
#7 X 1-1/4"	7114YZWSC1LB	7114YZWSC5LB		7114YZWSCB
#7 X 1-5/8"	7158YZWSC1LB	7158YZWSC5LB		7158YZWSCB
#8 X 2"	82YZWSC1LB	82YZWSC5LB		82YZWSCB
#9 X 2-1/2"	9212YZWSC1LB	9212YZWSC5LB		9212YZWSCB
#9 X 3"	93YZWSC1LB	93YZWSC5LB		93YZWSCB
#10 X 3-1/2"	10312YZWSC1LB	10312YZWSC5LB		
#10 X 4"	104YZWSC1LB	104YZWSC5LB		104YZWSCB

LAMINATING BUGLE HEAD SCREW

Bugle head screw specifically designed for smooth finish to drywall. Extra thick gauge for strong holding power and sharp point for easy penetration.



SIZE	1LB	5LB	PAIL	BULK
#10 X 1-1/2"		10112LAMSC5LB		10112LAMSCB

EXTERIOR WOOD

EXTERIOR WOOD TO WOOD CONNECTIONS

EXTERIOR WOOD SCREWS

FEATURES & BENEFITS

- Designed for wood to wood applications
- Available in Exterior Grade coating
- Available in Sharp and Type-17 point
- Type-17 point captures and removes chips

FREE BIT INCLUDED



EXTERIOR WOOD

EXTERIOR WOOD & DECK SCREWS CEMENT BOARD SCREWS

EXTERIOR GRADE WOOD SCREW, PHILLIPS DRIVE

Exterior coated fastener designed for pressure treated lumber application for all outdoor wood construction such as decking, patios, lawn furniture, window boxes, etc. ACQ compatible.



SIZE	1LB	5LB	PAIL	BULK
#6 X 1"	1EGDSC1LB	1EGDSC5LB		1EGDSCB
#6 X 1-1/4"	114EGDSC1LB	114EGDSC5LB		114EGDSCB
#6 X 1-5/8"	158EGDSC1LB	158EGDSC5LB	158EGDSCP	158EGDSCB
#6 X 2"	2EGDSC1LB	2EGDSC5LB	2EGDSCP	2EGDSCB
#8 X 2-1/2"	212EGDSC1LB	212EGDSC5LB	212EGDSCP	212EGDSCB
#8 X 3"	3EGDSC1LB	3EGDSC5LB	3EGDSCP	3EGDSCB
#10 X 3-1/2"	312EGDSC1LB	312EGDSC5LB		312EGDSCB
#10 X 4"	4EGDSC1LB	4EGDSC5LB		4EGDSCB

EXTERIOR DECK SCREW, TYPE 17 PHILLIPS DRIVE

Exterior coated fastener with Phillips drive designed for pressure treated lumber application for deck construction. Type 17 point for easy penetration into wood. ACQ compatible.



SIZE	1LB	5LB	PAIL	BULK
#7 X 1-1/4"	114PDSP1LB	114PDSP5LB		
#7 X 1-5/8"	158PDSP1LB	158PDSP5LB		
#8 X 2"	2PDSP1LB	2PDSP5LB		
#9 X 2-1/2"	212PDSP1LB	212PDSP5LB		
#9 X 3"	3PDSP1LB	3PDSP5LB		3PDSPB
#10 X 3-1/2"	312PDSP1LB	312PDSP5LB		

EXTERIOR DECK SCREW, TYPE 17 SQUARE DRIVE


Exterior coated fastener with Square drive designed for pressure treated lumber application for deck construction. Type 17 point for easy penetration into wood. ACQ compatible.



SIZE	1LB	5LB	PAIL	BULK
#7 X 1-1/4"	114PDSS1LB	114PDSS5LB		114PDSSB
#7 X 1-5/8"	158PDSS1LB	158PDSS5LB		158PDSSB
#8 X 2"	2PDSS1LB	2PDSS5LB		2PDSSB
#9 X 2-1/2"	212PDSS1LB	212PDSS5LB	212PDSSP	212PDSSB
#9 X 3"	3PDSS1LB	3PDSS5LB	3PDSSP	3PDSSB
#10 X 3-1/2"	312PDSS1LB	312PDSS5LB	312PDSSP	312PDSSB
#10 X 4"	4PDSS1LB	4PDSS5LB		4PDSSB

CEMENT BOARD SCREWS

For fastening cement boards onto wood or metal. Exterior coated 8 gauge fastener specifically designed for dense materials. Strong nibs under head to allow for proper seating into hard sheathing boards.



SIZE	1LB	5LB	PAIL	BULK
#8 X 1-1/4"	8114CBSP1LB	8114CBSP5LB		8114CBSPB
#8 X 1-5/8"	8158CBSP1LB	8158CBSP5LB		8158CBSPB
#8 X 2-1/4"	8214CBSP1LB	8214CBSP5LB		



SIZE	1LB	5LB	PAIL	BULK
#8 X 1-1/4"	114CBSC1LB	114CBSC5LB		114CBSCB
#8 X 1-5/8"	158CBSC1LB	158CBSC5LB		158CBSCB

PREMIUM DECK

PREMIUM WOOD DECK SCREWS

PREMIUM DECK SCREWS

FEATURES & BENEFITS

- Designed for outdoor wood deck applications
- Available ARC coating in 4 colors; Red Brown, Cedar, Grey, Green
- Torx/Star drive provide greater torque when driving
- Type-17 point captures and removes chips

FREE BIT INCLUDED



PREMIUM DECK

PREMIUM DECK SCREWS - RED BROWN, CEDAR, GREEN, GREY

Premium deck screw for attaching wood to wood. Deep recess reduces wobbling and increases drive torque. Extra sharp point for easy penetration. Type 17 point reduces the need for pre-drilling. Features Anti Rust & Corrosion (ARC) coating for long life in exterior environments. 1000 hours Salt Spray Test approved. ACQ compatible in conformance with AWWA (American Wood Protection Association). Available in four common deck colors; Red Brown, Cedar, Green and Grey.



RED BROWN				
SIZE	1LB	5LB	PAIL	BULK
#7 X 1-1/4"	114PDSTRB1LB	114PDSTRB5LB		114PDSTRBB
#7 X 1-5/8"	158PDSTRB1LB	158PDSTRB5LB	158PDSTRBP	158PDSTRBB
#8 X 2"	2PDSTRB1LB	2PDSTRB5LB	2PDSTRBP	2PDSTRBB
#9 X 2-1/2"	212PDSTRB1LB	212PDSTRB5LB	212PDSTRBP	212PDSTRBB
#9 X 3"	3PDSTRB1LB	3PDSTRB5LB	3PDSTRBP	3PDSTRBB
#10 X 3-1/2"	312PDSTRB1LB	312PDSTRB5LB	312PDSTRBP	312PDSTRBB
#10 X 4"	4PDSTRB1LB	4PDSTRB5LB	4PDSTRBP	4PDSTRBB



GREEN				
SIZE	1LB	5LB	PAIL	BULK
#7 X 1-1/4"	114PDSTGRN1LB	114PDSTGRN5LB		114PDSTGRNB
#7 X 1-5/8"	158PDSTGRN1LB	158PDSTGRN5LB		158PDSTGRNB
#8 X 2"	2PDSTGRN1LB	2PDSTGRN5LB		2PDSTGRNB
#9 X 2-1/2"	212PDSTGRN1LB	212PDSTGRN5LB		212PDSTGRNB
#9 X 3"	3PDSTGRN1LB	3PDSTGRN5LB		3PDSTGRNB
#10 X 3-1/2"	312PDSTGRN1LB	312PDSTGRN5LB		312PDSTGRNB
#10 X 4"	4PDSTGRN1LB	4PDSTGRN5LB		4PDSTGRNB



CEDAR				
SIZE	1LB	5LB	PAIL	BULK
#7 X 1-1/4"	114PDSTCED1LB	114PDSTCED5LB		114PDSTCEDB
#7 X 1-5/8"	158PDSTCED1LB	158PDSTCED5LB		158PDSTCEDB
#8 X 2"	2PDSTCED1LB	2PDSTCED5LB		2PDSTCEDB
#9 X 2-1/2"	212PDSTCED1LB	212PDSTCED5LB		212PDSTCEDB
#9 X 3"	3PDSTCED1LB	3PDSTCED5LB		3PDSTCEDB
#10 X 3-1/2"	312PDSTCED1LB	312PDSTCED5LB		312PDSTCEDB
#10 X 4"	4PDSTCED1LB	4PDSTCED5LB		4PDSTCEDB



GRAY				
SIZE	1LB	5LB	PAIL	BULK
#7 X 1-1/4"	114PDSTGRY1LB	114PDSTGRY5LB		114PDSTGRYB
#7 X 1-5/8"	158PDSTGRY1LB	158PDSTGRY5LB		158PDSTGRYB
#8 X 2"	2PDSTGRY1LB	2PDSTGRY5LB		2PDSTGRYB
#9 X 2-1/2"	212PDSTGRY1LB	212PDSTGRY5LB		212PDSTGRYB
#9 X 3"	3PDSTGRY1LB	3PDSTGRY5LB		3PDSTGRYB
#10 X 3-1/2"	312PDSTGRY1LB	312PDSTGRY5LB		312PDSTGRYB
#10 X 4"	4PDSTGRY1LB	4PDSTGRY5LB		4PDSTGRYB



For more than 50 years, Simpson Strong-Tie® has focused on creating structural products that help people build safer and stronger homes and buildings. A leader in structural systems research and technology, Simpson Strong-Tie® is one of the largest suppliers of structural building products in the world. Our commitment to product development, engineering, testing and training is evident in the consistent quality and delivery of our products and services.

In the fastener marketplace, Simpson Strong-Tie stands apart from the rest. Quality and reliability is our top priority. That's why we hire PhDs, metallurgists, materials engineers, and structural engineers to create the best possible fasteners. And why each production run goes through rigorous testing to ensure our products can handle higher loads, resist corrosion, and make installation more efficient.



SDWC TRUSS SCREW

The Strong-Drive SDWC Truss screw provides fastening trusses and rafters to top plates. The full-threaded shank engages the entire length of the fastener, providing a secure connection. The SDWC is tested for uplift and lateral loads between wall plates and vertical wall framing and between the top plate and the roof rafters or trusses. It is code listed under IAPMO-UES ER-262 and meets 2012 and 2015 IRC® and IBC® code requirements.




FEATURES & BENEFITS

- Cap-style head countersinks fully into the double top plate to avoid interference with drywall or finish trades.
- Wide tolerance on installation angle makes it easy to install the SDWC correctly.
- Can be installed from inside the structure, eliminating exterior work on the upper stories and enhancing job safety.
- Fastening can be performed before or after exterior sheathing is applied for added flexibility.
- Metal installation guide tool (included) to help ensure proper installation.
- Matched-tolerance driver bit (included) engages fastener head securely to allow one-handed driving (replacement bit part no. BIT30T-2-RC3).
- Orange color for easy inspection.
- Type-17 point for faster starts and easier driving.



SIMPSON STRONG-TIE® STAND APART FROM THE REST



SDWS TIMBER, SDWH TIMBER-HEX, SDWH TIMBER-HEX HDG SCREWS

Designed to provide an easy-to-install, high-strength alternative to through-bolting and traditional lag screws. The Strong-Drive Timber screw family is ideal for the contractor and do-it-yourselfer alike. It is code listed under IAPMO UES ER-192 and meets 2012 and 2015 IRC® and IBC® code requirements for several common wood framing and engineered-wood applications.

FEATURES & BENEFITS

- New — Patented SawTooth™ point ensures fast starts, reduces installation torque and eliminates the need for pre-drilling in most applications.
- Bold thread design provides superior holding power.
- Under-head nibs offer greater control when seating the head.
- Large washer head provides maximum bearing area.
- Size identification on all SDWS and SDWH screw heads.
- Double-barrier coating (Timber and Timber-Hex) provides corrosion resistance equivalent to hot-dip galvanization, making it suitable for certain exterior and preservative-treated wood applications.
- STM A153 Class-C hot-dip galvanized coating (Timber-Hex HDG) suitable for coastal and marine environments.



SDWS FRAMING

The SDWS Framing screw is designed and load-rated for replacing 16d, 10d and 8d nails in framing applications. The SDWS Framing screw is 0.160" in diameter and superior to nails in holding power and pull-out resistance. It is code listed under IAPMO UES ER-192 and meets 2012 and 2015 IRC® and IBC® code requirements for several common wood framing and engineered-wood applications.

FEATURES & BENEFITS

- Large head with underhead box-nibs provides increased bearing in structural applications and provides clean and easy counter-sinking (0.44" head diameter).
- SawTooth™ point for quick starts with no pre-drilling.
- Serrated threads reduce installation torque for easier driving.
- The 6-lobe drive reduces driver-bit cam-outs, resulting in easier installations and longer bit life.
- Quik Guard® coating provides protection in indoor and outdoor applications.





DWP WOOD SCREW

Build to Withstand the Elements. The Deck-Drive™ DWP Wood SS screw is a powerful fastening solution for deck, dock and general exterior applications where extra corrosion protection is needed. With its specially designed sharp-point and unique box-threads, the DWP is ideally suited for the majority of wood used in today's deck boards. Choose Type 316 stainless steel for seaside and coastal environments. Available in bulk for hand-drive applications, and in collated strips for use in our Quik Drive® auto-feed screw driving system. DWP screws are also offered in a variety of sizes to fasten fascia and trim.

FEATURES & BENEFITS

- Unique “box” thread design with raised-ridge technology greatly reduces driving torque, which allows you to drive more screws on a single battery charge.
- Specially designed sharp point penetrates hard wood products with ease.
- 6-lobe drive helps prevent driver-bit cam-out, resulting in easier driving and longer bit life.
- Available in trim-head and flat-head versions.
- Flat-head Type 305 versions are also available with Tan 03 painted heads to match many wood deck boards.
- Choose Type 316 stainless steel for seaside applications.



DSV WOOD SCREW

The Deck-Drive DSV Wood screw is a powerful fastening solution for preservative-treated decking applications. With its under-head nibs and fast-start tip, the DSV is ideally suited to be driven and countersunk into today's wood deck boards. The shank is designed to withstand the swelling and shrinkage that is common with fast-growth lumber. Available in hand-drive and in collated strips for use in our Quik Drive® auto-feed screw driving system, DSV screws are also offered in a variety of sizes to fasten fascia and trim.



FEATURES & BENEFITS

- Low-torque threads allow up to 35% more screws to be driven on a battery charge.
- Ribbed-head design countersinks easily and provides a clean, finished appearance.
- High-low tip provides fast starts.
- Optimized threads for dimensional lumber.
- Quik Guard® coating provides corrosion resistance for exterior and certain preservative-treated wood applications.
- Painted to blend with wood decking. Available in Red, Tan and Grey (collated only).




TRIM HEAD SCREW — 6-LOBE DRIVE

Trim-Head decking screws are available in stainless steel for superior corrosion resistance in marine or high-exposure environments where PVC or composite decks are installed. Trim-Head screws provide a clean finish because of their special head design and are available with painted heads in 13 colors, matched to blend with most major PVC and composite decking manufacturers.

FEATURES & BENEFITS

- Trim-style head is less noticeable on the decking surface.
- Type-17 point for fast starts.
- Coarse threads on approximately 2/3 of the shank draw the decking and other material tightly to the framing.
- 6-lobe drive helps prevent driver-bit cam-out, resulting in easier driving and longer bit life.
- 350-count packs contain enough screws to fasten 100 sq. ft. of decking (6" nominal-width boards installed on 16" o.c. joists).
- Choose Type 316 for seaside applications and superior corrosion resistance.
- Pre-drilling recommended near board ends to prevent splitting.



DCU COMPOSITE SCREW

For composite or PVC decking. The Deck-Drive DCU Composite screw is engineered to provide beautiful fastening results for all types of composite decking while also offering greater ease of installation, a clean finish and superb corrosion resistance. The Deck-Drive DCU is the go-to-screw for all your composite decking applications, eliminating the need to mix and match screws to the decking they are suited for.

FEATURES & BENEFITS

- 11 colors to blend with popular decking manufacturers, and to provide a more concealed, professional finish.
- Available in carbon steel, as well as Type 305 and Type 316 stainless steel for high to severe levels of corrosion resistance.
- Tri-lobe thread design reduces damage to the composite board while driving.
- Inverted upper threads clear excess material to ensure the screw is seated properly and consistently.
- Double-cut point penetrates composite decking with ease for faster starts.
- Cap-head prevents mushrooming and material from rising up above the deck for a smoother, clean-looking installation.
- Approved fastener (by Trex®) for Trex composite decking.





WHY GRK?

Since 1990, GRK Fasteners has grown to be the pro's #1 choice in structural and specialty fasteners. Offering a complete line of fasteners that allow you to drive with speed, quality and confidence for a variety of applications.

CONFIDENCE THAT OUR PRODUCTS WILL PERFORM

FASTER INSTALLATIONS

No pre-drilling and faster driving. Innovative, patented features like our Zip-Tip™ and W-Cut™ threads are specially designed to bite instantly and with less torque for effortless fastening. This allows for almost twice as many screws driven per battery life, especially with larger diameter screws. See for yourself by visiting our website for the RSS vs. Lag Screw challenge.

NO STRIPPING, NO SPLITTING, NO HEAD POPS

Quality products mean no wasted time on the job site. Labor savings turn into dollar savings, more so over the life of the project. Recessed star drive screws eliminate any stripping when used with GRK bits. Our CEE thread prevents splitting of wood for a quality installed look. Case hardened steel screws will not break and heads won't pop during installation.

BUILDING CODE APPROVED

Confidence that our products will perform, even after the project is complete. All GRK screws have been evaluated for structural values in compliance with IBC/IRC specification. Our high tensile, torque and shear strength allow for immense drawing power, out performing most other competitive fasteners and is AC257 code approved for corrosion resistance in treated lumber. With a limited Lifetime Warranty, you can rest assured your installations will withstand the test of time.



HIGH IMPACT MERCHANDISERS DESIGNED TO INCREASE SALES

DRIVE WITH SPEED, QUALITY, AND CONFIDENCE

R4™ MULTI-PURPOSE FRAMING & DECKING



GRK's R4™ self-countersinking screw has a patented underhead with saw-blade like cutting teeth and six self-contained cutting pockets. Together they act similar to a circular saw-blade, transporting the drill dust away from the edge of the screw hole while cutting a perfectly clean hole into even the most brittle materials without cracking any surface treatment.

FASTER DRIVE FOR IMPROVED PRODUCTIVITY



FEATURES & BENEFITS

- Fast Bite Tip: Eliminates pre-drilling and provides a fast start for one-step installation.
- W-Cut™: Low torque, faster drive.
- Precision Fit: Reduces wobble between R4 screws and GRK bits for improved productivity.
- Star Drive: Zero stripping, with 6 points of contact.
- Optimized Thread Length: Improves clamping force for increased drawing power.
- CEE Thread: Enlarges hole to reduce splitting.
- Cutting Teeth: Cuts wood fiber & provides flush seating.
- GRK Head Markings: Easy identification of genuine GRK screws.
- ESR-3201 Approved for structural applications.
- Climatek™ Coating is AC257 code approved for use in treated lumber.
- For interior / exterior use in; wood, plastic, cement fiber board, particle board, sheet metal, wood decking and melamine.

RSS™ RUGGED STRUCTURAL SCREW



GRK's RSS™ screw is made of specially hardened steel to provide you with high tensile, torque and shear strength. The sharp threads and points bite instantly into the material (including hardwood), reducing the splitting effect due to smaller shanks.

EASY TO INSTALL LAG ALTERNATIVE




FEATURES & BENEFITS

- Recessed Star Drive: Zero Stripping, with 6 points of contact
- CEE Thread: Enlarges hole to reduce splitting.
- W-Cut™: Low torque, faster drive.
- Zip-Tip™: No pre-drilling, faster penetration.
- Washer Head: for immense holding power.
- Cutting Pockets: provide a clean hole and reduces splitting, and bore with precision.
- ESR-2442 Approved for structural application.
- Case Hardened Steel: for high tensile, torque and shear strength.
- Climatek™ Coating is AC257 code approved for use in treated lumber.
- For interior / exterior use in; carrying beams, ledger boards, stair rails, deck posts, playground equipment and other professional applications.

FIN/TRIM™ FINISHING TRIM HEAD



GRK's Trim™ Head screws are an excellent choice for most fine carpentry applications, as well as window extension jambs, joining cabinets and more. Our Trim™ Head screws have the smallest screw head available; with screw lengths from 1-1/4" (30 mm) to 5" (125 mm). Most material splitting is prevented because of the Trim™ Head screw's exceptionally small head and the W-Cut thread design. Fin/Trim™ screws are also available in white finish to blend in with white wooden trim boards.



FEATURES & BENEFITS

- Recessed Star Drive: Zero Stripping, with 6 points of contact.
- Trim Head: for a clean finished look.
- W-Cut™: Low torque, faster drive.
- Zip-Tip™: No pre-drilling, faster penetration.
- ESR-3201 Approved for structural application.
- Case Hardened Steel: for high tensile, torque and shear strength.
- Climatek™ Coating is AC257 code approved for use in treated lumber.
- For interior / exterior use.
- Available in Climatek™ or white finish.

LOW PROFILE CABINET™



GRK's Cabinet™ screws are designed specifically for use in cabinet construction and installation. Cabinet™ screws are manufactured in a #8 gauge (4 mm) diameter for universal size convenience. These screws are thin enough to prevent most material splitting, while providing sufficient strength to guarantee a secure installation. The washer head design presses flush against any material surface. The Cabinet screw can also be used for light duty framing applications where a smaller diameter shank is necessary, yet a need exists for drawing power delivered by the washer head. White Cabinet Screws match perfectly with white cabinet frames without the need of sticker covers. Specialized Powder Coated heads will not chip while being driven in, allowing for a clean finish. They are ideally suited for a wide variety of interior applications including, closets & garage organizational systems.




FEATURES & BENEFITS

- Recessed Star Drive: Zero Stripping, with 6 points of contact.
- Washer Head: Creates a flush, clean hold for a strong and secure installation.
- W-Cut™: Low torque, faster drive.
- Zip-Tip™: No pre-drilling, faster penetration.
- Case Hardened Steel: for high tensile, torque and shear strength.
- Climatek™ Coating is AC257 code approved for use in treated lumber.
- White Cabinet Screw: For interior use only.

RT COMPOSITE™ EXTERIOR TRIM



GRK has modified its innovative FIN/Trim™ Head screw to include reverse threading under the head of the fastener. This technology makes the RT Composite™ Trim Screw ideal for use in composite and cellular PVC trim. Based on extensive tests, GRK has found that the reverse thread helps the screw head disappear beneath the surface of the classic wood composite material, reducing or eliminating the dimple that sometimes appears when using the FIN/Trim™ screw. The reverse thread feature is available in RT Composite™ screws from 2" to 3-1/8" in length in both regular Climatek™ coating and in white Climatek™ coated finish to blend in with popular white exterior composite and cellular PVC trim.



FEATURES & BENEFITS

- Recessed Star Drive: Zero Stripping, with 6 points of contact.
- Reverse Threads eliminate mushrooming.
- Trim Head: for a clean finished look.
- W-Cut™: Low torque, faster drive.
- Zip-Tip™: No pre-drilling, faster penetration.
- ESR-3201 Approved for structural application.
- Case Hardened Steel: for high tensile, torque and shear strength.
- Climatek™ Coating is AC257 code approved for use in treated lumber.
- For interior / exterior use in; exterior PVC trim (Azek™, Klear™, Koma™), no pre-drilling is necessary. Climatek™ coated screws work well with CAMO system.

ROCK-ON®/BACKER-ON® CEMENT BOARD SCREWS



Backer-On® cement screws are designed for attaching Hardie-Backer® cement board and Rock-On® cement board screws are designed for attaching Durock® cement board to wood or light gauge steel studs. The patented serrated head design countersinks for a flush finish even at angle, providing a smooth surface for tile installation. The T-25 Star Drive recess provides Stikfit™ for one-handed installation. Climacoat corrosion resistant finish prevents rust from bleeding into grout. Making it perfect for use in high moisture areas such as bathrooms and kitchens. Backer-On® and Rock-On® cement board screws comply with ANSI standards for cement board installation as specified by cement board manufacturers. Cement board manufacturers require ANSI compliance in order to remain eligible for warranty.



FEATURES & BENEFITS

- Serrated head: Designed to drive flush even at an angle.
- Star drive with T-25 bit: provides Stikfit™ for easy one-handed installation and eliminates cam-outs.
- Hi-Lo / Single Threads: starts quickly and drives smooth in cement boards.
- Sharp points: Offers immediate pick-up and eliminates the need to pre-drill.
- Climacoat finish: Corrosion resistant for preventing rust from bleeding into tile.



ENGINEERED FOR TOP PERFORMANCE FOR PEOPLE WHO WORK WITH WOOD

PERFORMANCE FEATURES

Fastap® products, with their exclusive Power Point Technology™ will save you time, give you better fit and finish and outstanding self-countersinking draw down for tight, secure assembly. But that's not all. Power Point Technology™ also allows you to attach closer to the edge without splitting because each screw drills a properly sized pilot hole as you install the screw. In woods seasoned rock hard by years of use, like you find in the average home remodel, Power Point Technology™ shows its efficiency by making those types of installations a breeze. Power Point Technology™ also makes tight, secure fastening in restrictive spots (beneath flooring, wall cavities, etc.), where you could never swing a hammer, quick and practical.

removing all zinc content, this gave us complete compatibility with direct contact with Cedar and Redwood (in addition to PT wood). And because DuracoatXT® coatings are applied with low heat, there is no hydrogen embrittlement to weaken the screw like zinc and other coatings can. DuracoatXT® also won't peel upon installation like ceramic coatings can.

MEET YOUR NEEDS

No matter if you're an occasional handyman, a weekend warrior or a full-on professional, you'll find a Fastap® screw product to suit your wood building needs. Indoors or outdoors, general building, maintenance or repair. Fences, decks, siding, cabinets, stairways and more. Softwood, hardwood, laminates, composites, treated woods or sheet metal, Fastap® premium screw products can help you build. Fastap® products are not lowest common denominator screws manufactured to meet the lowest price point and highest profit for the local discount chain but a carefully engineered fastener to meet an important need...being your fastening needs when doing any type of woodworking project.



STAINLESS STEEL PRODUCTS

There are (11) sizes total in Stainless Steel, (7) in full FH head and (4) in Trim Head Finish. Tech7 Stainless Steel Self Drilling screws designed for overall strength during and after installation. Recommended for use in outdoor applications where corrosion spec's dictate stainless steel must be used, and where anticipated loads require increased head size for long term strength performance. Fastap Tech7 stainless has the largest volume head size in the industry.



INTERIOR PRODUCTS

Available in (14) sizes of Interior Self Drilling Carpentry screws that will meet the needs of most any interior woodworking project, whether it is made of hardwoods, softwoods, particle board and/or Melamine fabrication. Self drilling in any density or aged materials without breakage, right down to a smooth flush countersink result every time. A variable speed battery operated drill motor works the best, delivering the best control factor for doing fine woodworking projects.

HIGH QUALITY NO COMPROMISE ENGINEERING

DuracoatXT®

Our DuracoatXT® coating for our exterior products is fully compatible with today's reformulated wood treatments (like ACQ, CBA and CA) and not many coated products today can say that. DuracoatXT® is also an environmentally friendly coating (unlike zinc and others) in both manufacture (low heat application) and when installed (no leaching of harmful chemicals, there are none). When we created the Duracoat XT® coating process by



COVER UP PRODUCTS

Provides durable, attractive coverage for exposed screw heads with a Phillips drive for any interior woodworking installation to blend in with popular wood finishes and melamine colors. Available in 4 color options. Snaps in with a tap. Color options to match most common wood finishes and melamine colors. Removable for maintenance.



INTERIOR ROUND WASHER HEAD

A super sharp high efficiency self drilling point that penetrates sheet metal up to 20 gauge. No pre-drilling is needed. Save time when fastening sheet metal to wood or sheet metal to sheet metal. Extra large round washer style head distributes the load over a wider area without adding a finish washer. Bright Unichrome finish looks great too. Sharp, cutting style threads tap into sheet metal with ease and holds tight in wood or sheet metal to sheet metal.



EXTERIOR FASTENERS, MELAMINE LAMINA™, SCREW BIT

EXTERIOR PRODUCTS

Available in (16) sizes of DuracoatXT® Exterior Self Drilling screws designed for use with ALL outdoor wood types in any environment. Built and tested to outperform any other exterior type screw in any material type in the harshest of outdoor environments. Fastap DuracoatXT® Exterior screws have tested at 3 times greater in corrosion protection than any other exterior screw in the market. ASTM salt spray tested at 3,636 hours with no red rust after being installed and withdrawn in pressure treated wood. Then the same screws were subjected to 40 Kesternich cycles testing, again with no red rust present. At least 3 times the protection is of great value to the end user. Construction applications in coastal environments subject to constant salt fog exposure is commonplace. Our DuracoatXT® coating is not subject to limitations on "distance" from an ocean coastline. Almost all other exterior screws in the market note a disclaimer somewhere on their packaging - "not to be used within 5 miles of the ocean and/or coastline". This kind of limitation is very restrictive and difficult to "measure" when in use in this type of environment. All Fastap Exterior screws do not have this limitation.



ADDITIONAL EXTERIOR PRODUCTS

The big brother of the existing Fastap® Dock Screw in #10 x 3-1/4" size for heavier shear applications where countersinking is not an option. All the same features of the Fastap® Plus Exterior line up except with a large diameter reinforced Truss Washer Head for extra clamping power.



#3 Square Drive socket for easier serviceability when doing maintenance and removability might become necessary, making re-installation a breeze as well. Available in (3) packaging quantity options - 50 CT, 250 CT, & 1,200 CT.

MELAMINE LAMINA™ PRODUCTS

Fastap® Melamine Lamina™ screws are designed to self drill into Melamine and particle board without any splitting or cracking of the melamine surface, creating a smooth flush countersink without any pre-drilling necessary. Also ideal for fastening melamine shelf brackets to any type wall surface while constructing shelving units. Convenient packaging count options for very small projects to larger job requirements. Unichrome finish that matches common hardware used for Melamine applications. #2 Phillips drive accommodates Fastap® Cover Ups colored cover caps to hide the head after installation.



SCREW BIT TIPS

FASTAP® branded driver bits are made to match the hardness of all Fastap screws so maximum compatibility is achieved for better and more reliable consistent drivability with longer wear between bit changes and delivering more drives per charge with any battery operated drill. Also the bit fit in the socket of the screw fits deeper for a more positive drive with no bit wobble = a "stick fit" experience in all varieties of material types.



NEW AND COMING SOON PRODUCTS!

New stocking item at BMD; FASTAP FWH Utility screw - a new Exterior Fastap® Plus item has been created for fastening metal flange surfaces into various wood types that delivers greater clamping power with a strengthened gusseted flat washer head style head that sits tight against the metal surface for added stress relief. One size only in #10 x 1-1/2" length.

Available soon, FASTAP® Exterior DuracoatXT® Star Drive featuring a "deeper and tighter" fitting Star Drive socket without compromising the required DuracoatXT® coating thickness, Exterior Fastap® Plus in 1-3/8" through 6" lengths with a Fastap® T20 and T25 drive socket.

POINT-OF-PURCHASE


CONTINUED

MERCHANDISING SUPPORT WITH CUSTOM POINT OF PURCHASE MATERIALS

Provided by BMD's in-house Marketing Department FREE for all our Customer Partners.



WATERFALL RACKS



MAGNETS

Product Identifiers for use with BMD's proprietary WaterFall Racks (shown on the left). These racks provide a professional look for displaying the QB Pro packaged fastener set. BMD's WaterFall Racks makes adjusting a stocking item a quick and easy process; simply remove and replace the magnet.

CARDS

Product Identifiers for gondola shelves that provides quick and easy product location.

HEADERS

Custom sized header boards directs the customer to the correct area of the aisle for quick and easy product location.

BANNERS

Banners are available hemmed and grommeted for products that we carry. Banners are sized to location at the customer's request.

WE PROVIDE SUPPORT FOR ALL OUR PREMIUM BRANDS!

CUSTOMIZED VENDOR POP

BMD can create custom Point-Of-Purchase displays for the many brands that we carry, setting you apart from your competitors. This service is complimentary for our Customer Partners as part of the extra value BMD provides.



FOR SPECIFIC MERCHANDISING AND DISPLAY NEEDS, PLEASE CONTACT YOUR LOCAL BMD REP.

A large graphic consisting of a diagonal split between a dark blue upper-left section and a tan lower-right section.

BMD

Building Material Distributors, Inc.

An Employee Owned Company

WWW.BMDUSA.COM | 800-545-0365